



FrontDoor v1.8
© 1996 by Brian K. Jacobsen

The userfriendly way of using networks

Contents

What is FrontDoor ?.....	3
What does it do ?.....	3
What do I need to run it ?.....	4
Ok, but how to install ?.....	5
Initialize FrontDoor.....	6
Using FrontDoor.....	7
What does it cost ?.....	8
What's going to happen with FrontDoor ?.....	8
Terms.....	9
CopyRights.....	9
Where can I be reached ?.....	9
Thanks for help, etc.....	10

What is FrontDoor ?

FrontDoor is a substitute for the standard way of logging on a server.

Just Enter your UserName & Password, then FrontDoor will mount all available volumes on one or more preselected servers.

What does it do ?

FrontDoor is much more flexible than the standard route over the Chooser, because it mounts all volumes, on one or more server(s), immediately - **which the user have access to !!!**

Example:

We have 3 servers:		
Stuff:	<i>Apps</i>	<i>(Volumes on server)</i> <i>Users</i>
Cobra:		<i>Develope</i> <i>OtherApps</i>
Mercy:		<i>Secret</i>

We include 2 of these servers, which we want to mount volumes on (the third will not be tried to gain access to !):

Stuff Cobra

We are allowed to use the volumes called:

Apps <i>(from Stuff)</i> Users <i>(from Stuff)</i> Develope <i>(from Cobra)</i>
--

So we enter our username & password, then FrontDoor automatically mount these volumes at the same time.

If the user who logged on only had access to ex. **Apps** (*from Stuff*) & **Develop** (*from Cobra*) then only these volumes would have been mounted.

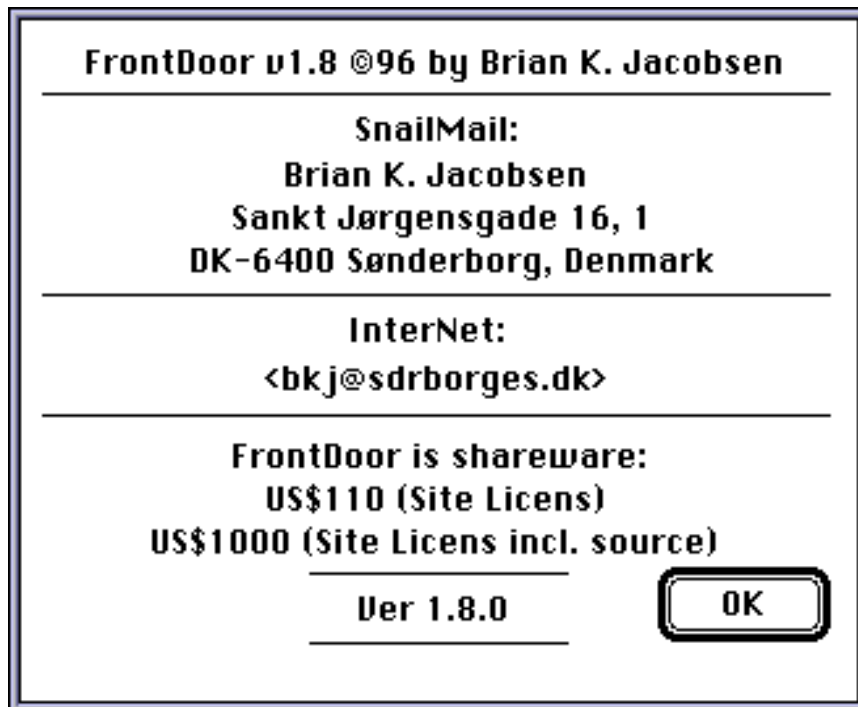
What do I need to run it ?

- FrontDoor does NOT !!! support system 6, so at least system 7 (I've tested it on the danish versions from system 7 until system 7.5.3)
- A network, with one or more servers (which supports either AFPVersion 1.1, 2.0 or 2.1), ex. with AppleShare or System 7 filesharing.
- If you are using different zones, it have to be in Phase 2 (I haven't tried under Phase 1, so I'm not sure what happens, but...) - If you don't use zones, then it will set the zonename to '*' (That's the name of the local zone).
- It's very important, that you have the same username & password on all servers, which you try to mount volumes on !!!

ATTENTION:

- When logging on a server, FrontDoor sends the passwords encrypted over the network - *If the server supports it.. :-)*
- The admin-password is saved in the FrontDoor-application, and is only **very** simple coded - so **don't** use your normal supervisor-password !!!
- The shown pictures might be from an older version of

FrontDoor, but they allways look like in the newest version !



Ok, but how to install ?

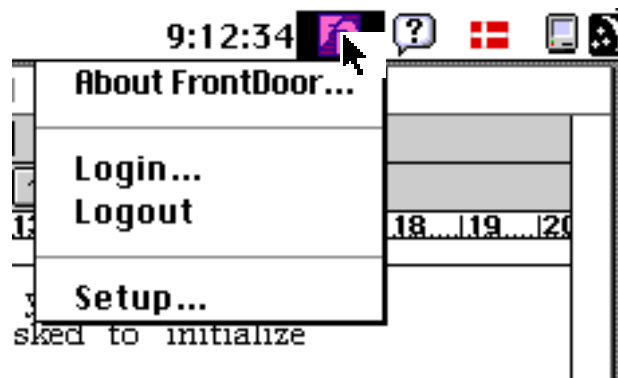
Just start the program called "**FDInstaller**", it will then put the files needed into the right folders.

If you have many Mac's you want to put FrontDoor on, you can install it on one Mac, set up the preferences, and copy the "**FrontDoor Appl**" out on a disc with the "**FrontDoor**", "**FrontDoor Startup**" & "**FDInstaller**"-files, then you can use this disc to install FrontDoor on the rest of the Mac's.

DON'T CHANGE THE NAME OF THE FILES, BECAUSE ELSE IT WON'T WORK !!!

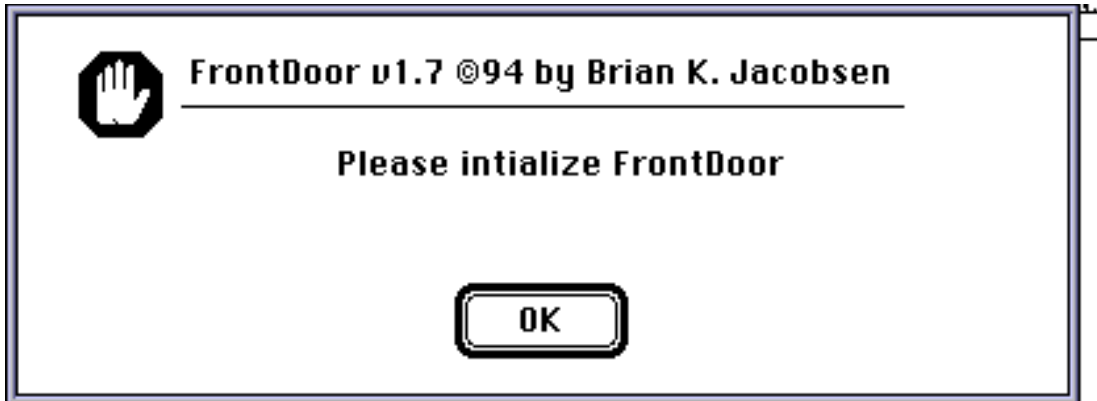
Restart the Macintosh, and FrontDoor will start up (Until you have chosen which servers FrontDoor shall connect to, you will be asked to initialize FrontDoor).

In the Finder you will see a -icon on the left hand of the menu with the System-helpbubbles:



Until you have pre-selected one or more servers, the

following dialog will appear:



So you have to start with setting it up !!

Initialize FrontDoor:

If you choose **Setup** you will have the following options:

The screenshot shows a dialog box titled "FrontDoor v1.7 ©94 by Brian K. Jacobsen". It contains several options and buttons:

- Four checked checkboxes: Allow Guests, AutoStart, Paste Owner, and Setup enabled.
- An unchecked checkbox: Name of startdisc: Macintosh HD (with a text input field containing "Macintosh HD").
- A grid of buttons: "Include Servers", "Change Password", "Print registration form", "Register", and "Use default setup".
- At the bottom: "Cancel", "Ver 1.7.0", and "Save" buttons.

Allow Guests: Enable the "Guests"-button in FrontDoor

Paste owner: Paste owner name of Macintosh into the Username-field

Autostart: Shall FD start FrontDoor automatically when booting ?

Setup enabled: Unmark this to make setup unavailable (Once you have left the setup, there is no way back !!!)

Name of startdisc: Shall FD change name of startup-harddisk ?

Include servers: Here you pre-select the servers you wan't to log into

Change password: Change password for entering the setup

Register: Register FrontDoor

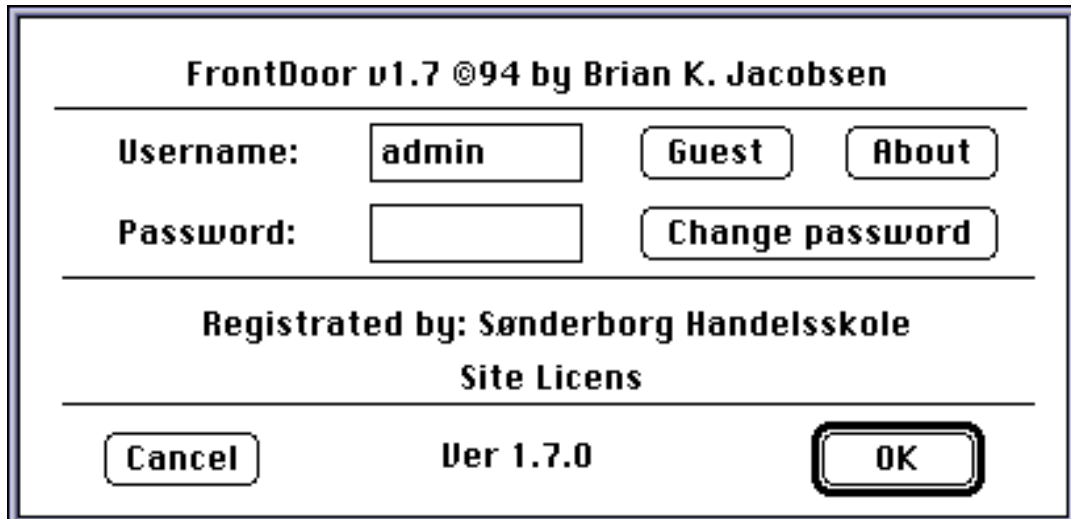
Print registration form: Print out the registration form

Use default setup: Restore settings to standard settings

All preferences are saved within the system-extension, so you don't have to fool around with a preference-file.

Using FrontDoor

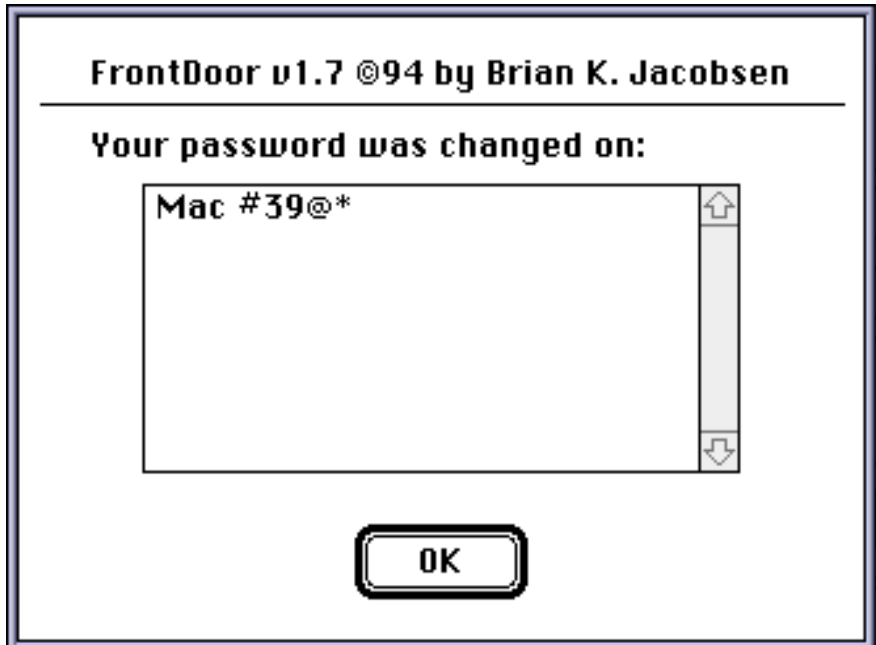
If you choose Login (or Auto-start after a boot), the following dialog will appear:



The screenshot shows a dialog box titled "FrontDoor v1.7 ©94 by Brian K. Jacobsen". It features a "Username:" label with a text input field containing "admin", and a "Password:" label with an empty text input field. To the right of the "Username:" field are two buttons: "Guest" and "About". To the right of the "Password:" field is a button labeled "Change password". Below the input fields, the text "Registered by: Sønderborg Handelsskole" and "Site Licens" is displayed. At the bottom of the dialog, there are three elements: a "Cancel" button on the left, the version number "Ver 1.7.0" in the center, and an "OK" button on the right.

*If you choose **Change Password**, FrontDoor will try to change the password for the name which is in **Username !!!!**, so you have to enter the name in this field before you choose **Change password**.*

After having entered the old & the new passwords, FrontDoor will tell you which servers the password has been changed on:



What does it cost ?

FrontDoor is shareware:

Site License: US\$110 (Sorry I have to pay US\$10 to cash the cheque)

Site License, incl. source: US\$1000

If you go into the "Setup"-part, you can print out a registration-form, which you can fill out.

Send this registration-form and a check, made payable to me, then I'll return a registration key, but please be aware, that you have to write the registration-name exactly as you want it to be shown in FrontDoor, an ex. (Site Licens for Sønderborg Handelsskole):

Registration Name:
Sønderborg Handelsskole

Registration Key:
9047295388

Until you register, the

••• NOT REGISTERED •••
&
0 Licens(es)

will be showed when using FrontDoor, so...

Terms

This program is delivered "**as is**", no warranty, what so ever, is associated with this software. By using this software, you have all responsibility for any direct or indirect mishaps which may occur before, during or after the operation of the software.

If you're not satisfied with this, then just don't use it !!

CopyRights

FrontDoor is a CopyRight ©1996 by Brian K. Jacobsen,
Denmark

FrontDoor was primary programmed in Think Pascal v4.02, but also partly in Think C++ v7.02
(both a © by Symantec Inc.)

Ideas extracted from the Develop CD-series from APDA:

AFP C++ libraries (M. Vierling)

AppleTalk Libraries (C. Buttin)

The technical notes

Other used sources:

The Inside Macintosh Vol. I-VI Books (© Apple Computer Inc.)

The Inside AppleTalk®, Second Edition (© Apple Computer Inc.)

AppleShare 3.0 Developer's Kit, version 3.0 (© Apple Computer Inc.)

Apple, AppleShare, AppleTalk & Macintosh are registered trademarks of *Apple Computer Inc.*

This program was primary written, because our students complained that they had to use the chooser every time they wanted to log on the network-server. (I'm working on a danish business college - Sønderborg Handelsskole - which includes a department for computing).

Where can I be reached?

InterNet (Primary address):

bkj@sdrborges.dk

SnailMail:

Brian K. Jacobsen
Sankt Jørgensgade 16, 1
DK-6400 Sønderborg, Denmark

Thanks for help, etc.

I'll like to thank the following people for their help with developing this product

My colleagues

Patience, ideas, bugreports & encouragement

My parents

For letting me use all that electricity - Actually I have used a LOT of time

Jørgen Terp

Graphics

--==> The first to register <===--

Mike Brudenell, University of York, UK

Bug-reports and ideas

Jon Nielsen, University of Western Australia

Bug-reports & help with fixing these

Matt Elliott, University of Illinois at Urbana-Champaign, USA

Bug-reports & help with fixing these

David L. Hirschberg, Weizmann Institute of Science, Israel

Bug-reports

Eric L. Maki, Michigan Technological University, USA

Ideas

Phil Karn & Jim Gillogly

NBS DES functions

Chris Reid, Strathclyde University, Glasgow, Scotland

Help with using a Think C library in Think Pascal

Robert John Churchill, The University of Michigan, USA

*A lot of great help in the sources of Authentication Manager
(Copyright (c) 1992-1994 Regents of The University of Michigan)*

Paul Mercer

ShowInit (display the icon when booting)

Brian Stern :-{)}

jaeger@fquest.com

Help with the INIT-part

Russ Pagenkopf

cs000rjp@selway.umt.edu

Bug-reports & ideas

Evan Patterson

Nat. Inst. of Environmental Health Sciences

Bug-reports

Jim Luther
Apple Developer Technical Support
MoreFiles

Tom Drago, Phillipsburg Middle School
David McCormick

Bugreporting on RAMDoubler, System 7.51-7.53 and PowerMac 5200